



IL1 series

10 x 28 x 16 mm
cubic miniaturized inductive sensors



10 x 28 x 16 mm
cubic miniaturized

features

- Compact dimensions: 10 x 28 x 16 mm
- Supply voltage 10...30 Vdc, output current 300 mA
- LED status indicator
- IP 67 housing protection
- Complete protection against electrical damages



web contents



- Application notes
- Photos
- Catalogue / Manuals



code description

IL1 / A P - 3 A

series	IL1	10 x 28 x 16 mm inductive proximity switch
output state	A	NO output state
	C	NC output state
logica uscita	N	NPN logic output
	P	PNP logic output
distance	3	Shielded model long distance 3 mm
	4	Unshielded model long distance 6 mm
connect.	A	Cable exit output
	F	M8 plug cable exit

available models

dimension (mm)	installation	distance	plug	distance (mm)	NPN/NO	NPN/NC	PNP/NO	PNP/NC
10 x 28 x 16	shielded	long distance	cable	3	IL1/AN-3A	IL1/CN-3A	IL1/AP-3A	IL1/CP-3A
			M8		IL1/AN-3F	IL1/CN-3F	IL1/AP-3F	IL1/CP-3F
	unshielded		cable	6	IL1/AN-4A	IL1/CN-4A	IL1/AP-4A	IL1/CP-4A
			M8		IL1/AN-4F	IL1/CN-4F	IL1/AP-4F	IL1/CP-4F

technical specification

10 x 28 x 16 mm
cubic miniaturized

	IL1/**-3*	IL1/**-4*
		
nominal sensing distance S_n	3 mm	6 mm
hysteresis	0 ... 2.4 mm	0 ... 4.8 mm
operating distance	1...20% S_r	
standard target	12x12 mm	18x18 mm
repeatability	≤ 5%	
operating voltage	10...30 Vdc	
output type	NPN or PNP - NO or NC	
max ripple content	≤ 10%	
output current	≤ 300 mA	
output voltage drop	≤ 1.5 V @ 100 mA	
max. output capacity	1μF	
no-load supply current	≤ 10 mA	
leakage current	≤ 0.12 mA	
switching frequency	≤ 3 kHz	
power on delay	≤ 100 ms	
ambient temperature range	-25...+70 °C	
temperature drift of S_r	≤ 10%	
short-circuit protection	●	
voltage reversal protection	●	
induction protection	●	
shocks and vibration	IEC 60947-5-2	
weight	7 g connector 63 g cable	
protection degree	IP 67	
EMC	in conformity with the EMC Directive according to IEC 60947-5-2	
active head material	PA	
connection	2 m cable 3x0.25 mm ²	

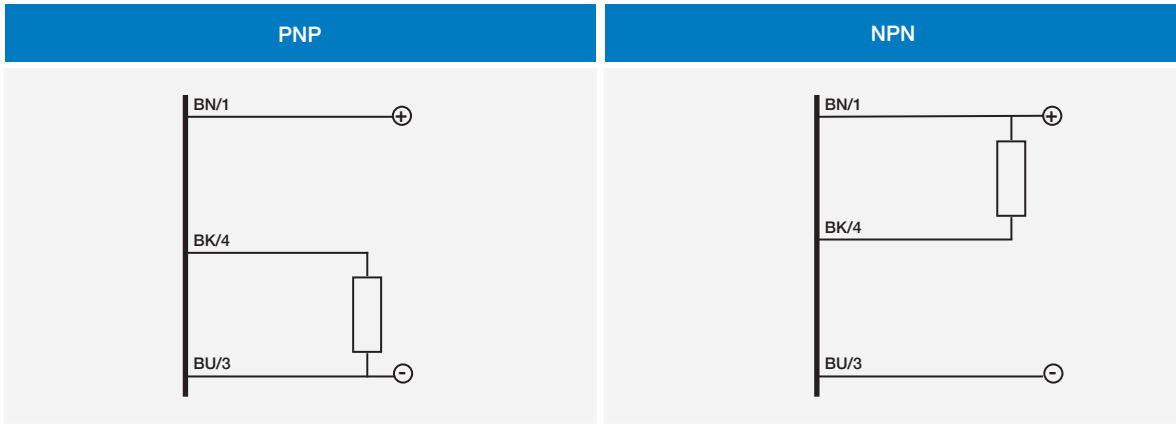
correction factors

steel FE 360		copper		aluminium		brass		stainless steel	
IL1/**-3*	IL1/**-4*	IL1/**-3*	IL1/**-4*	IL1/**-3*	IL1/**-4*	IL1/**-3*	IL1/**-4*	IL1/**-3*	IL1/**-4*
1.0	1.0	0.25	0.41	0.28	0.50	0.37	0.55	0.63	0.75

electrical diagrams of connections

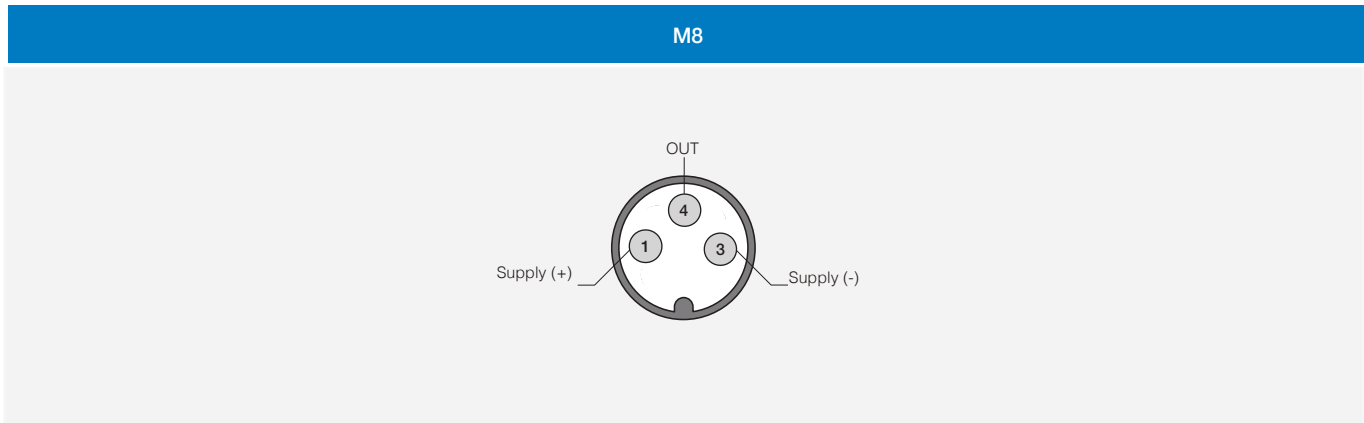


10 x 28 x 16 mm
cubic miniaturized




- BN** brown
- BU** blue
- BK** black
- WH** white

plug



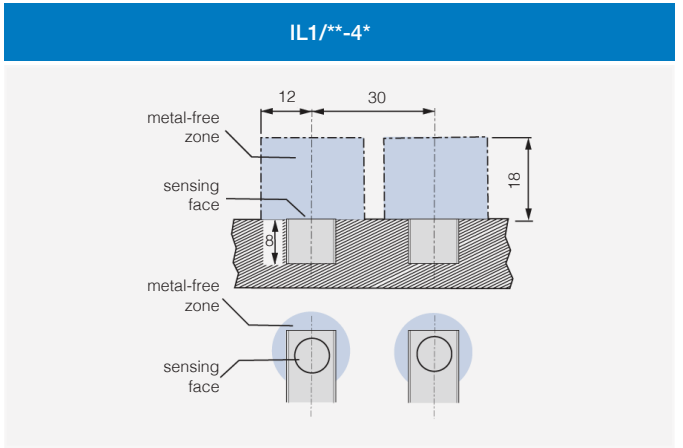
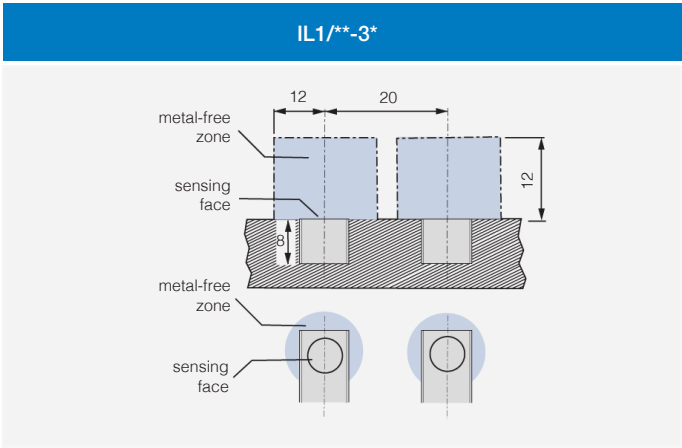
response diagram



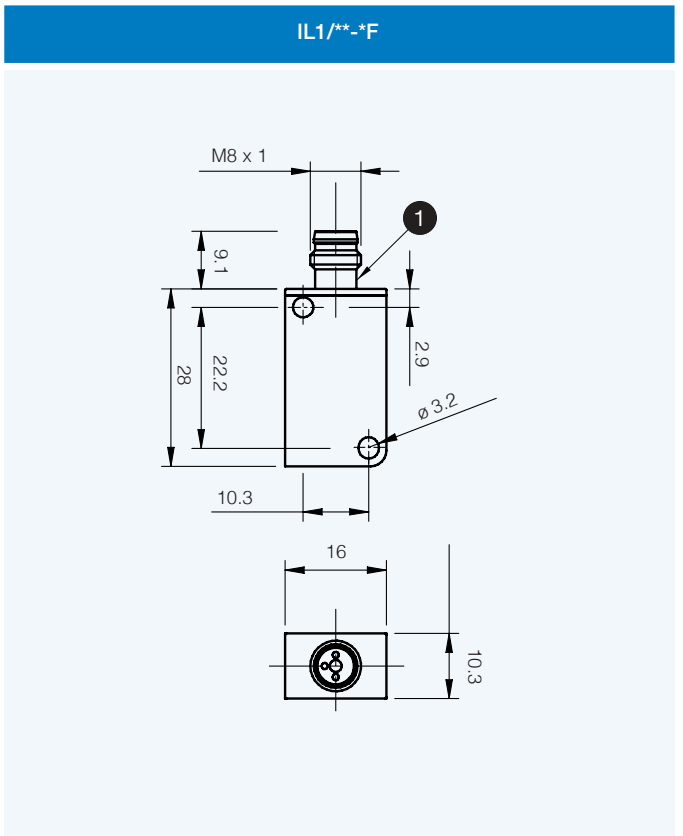
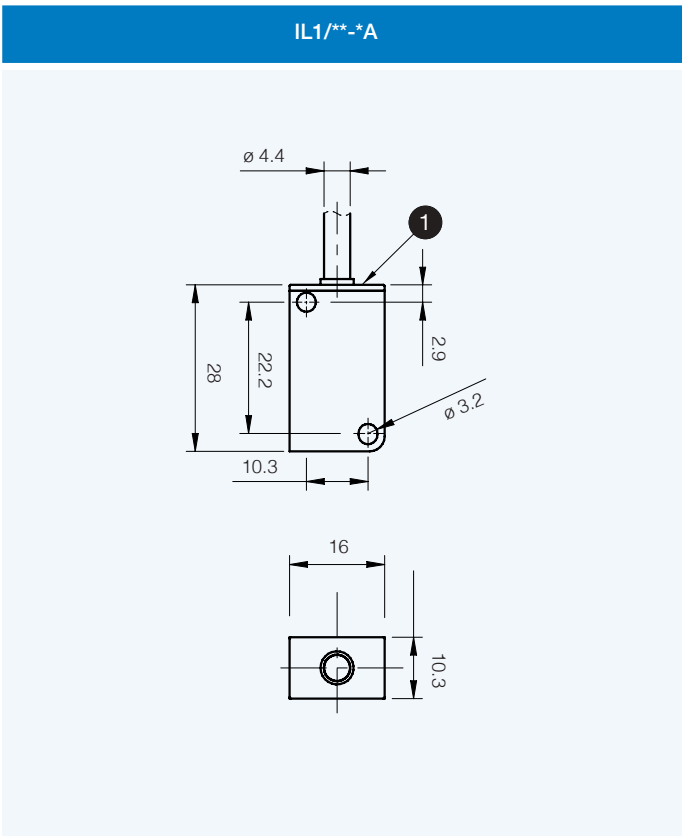


installation

10 x 28 x 16 mm
cubic miniaturized



dimensions (mm)



1 LED